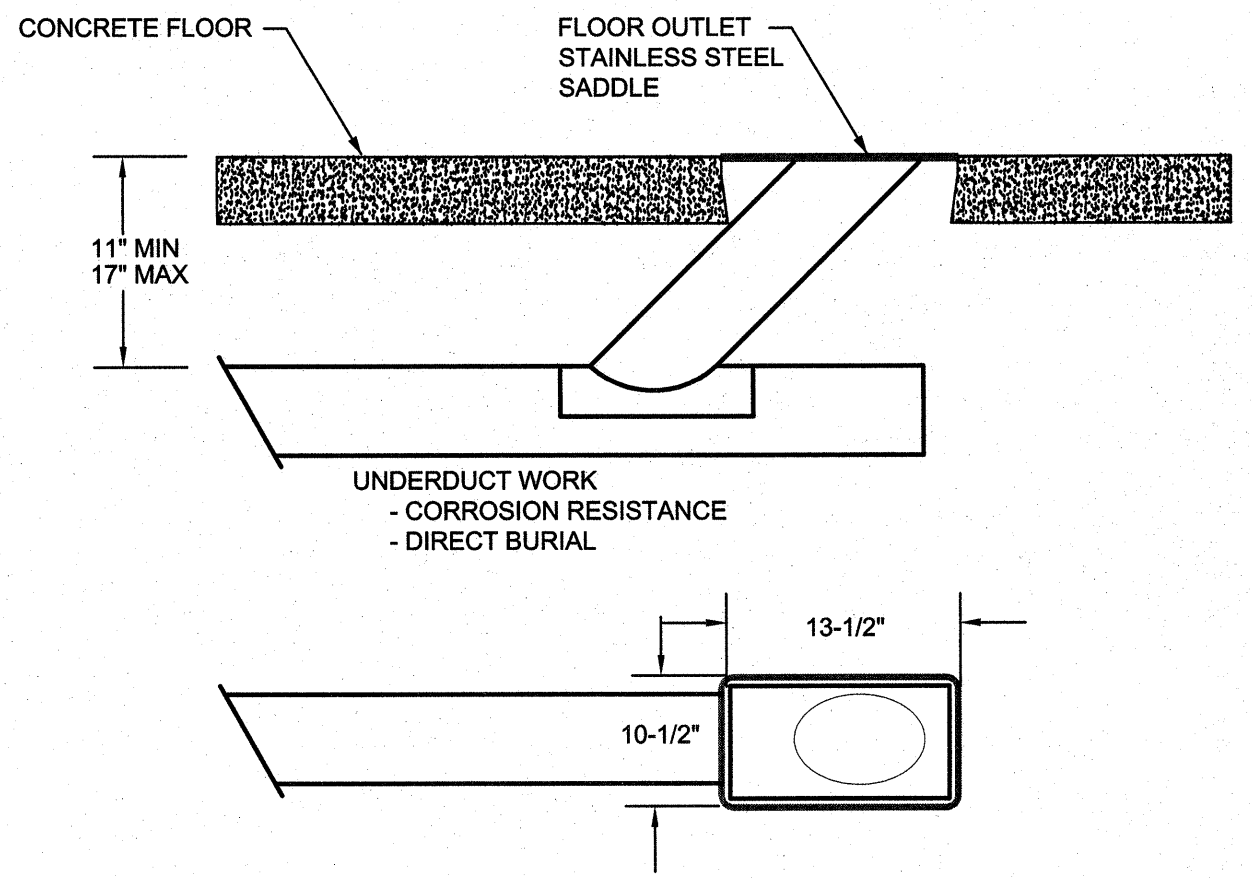


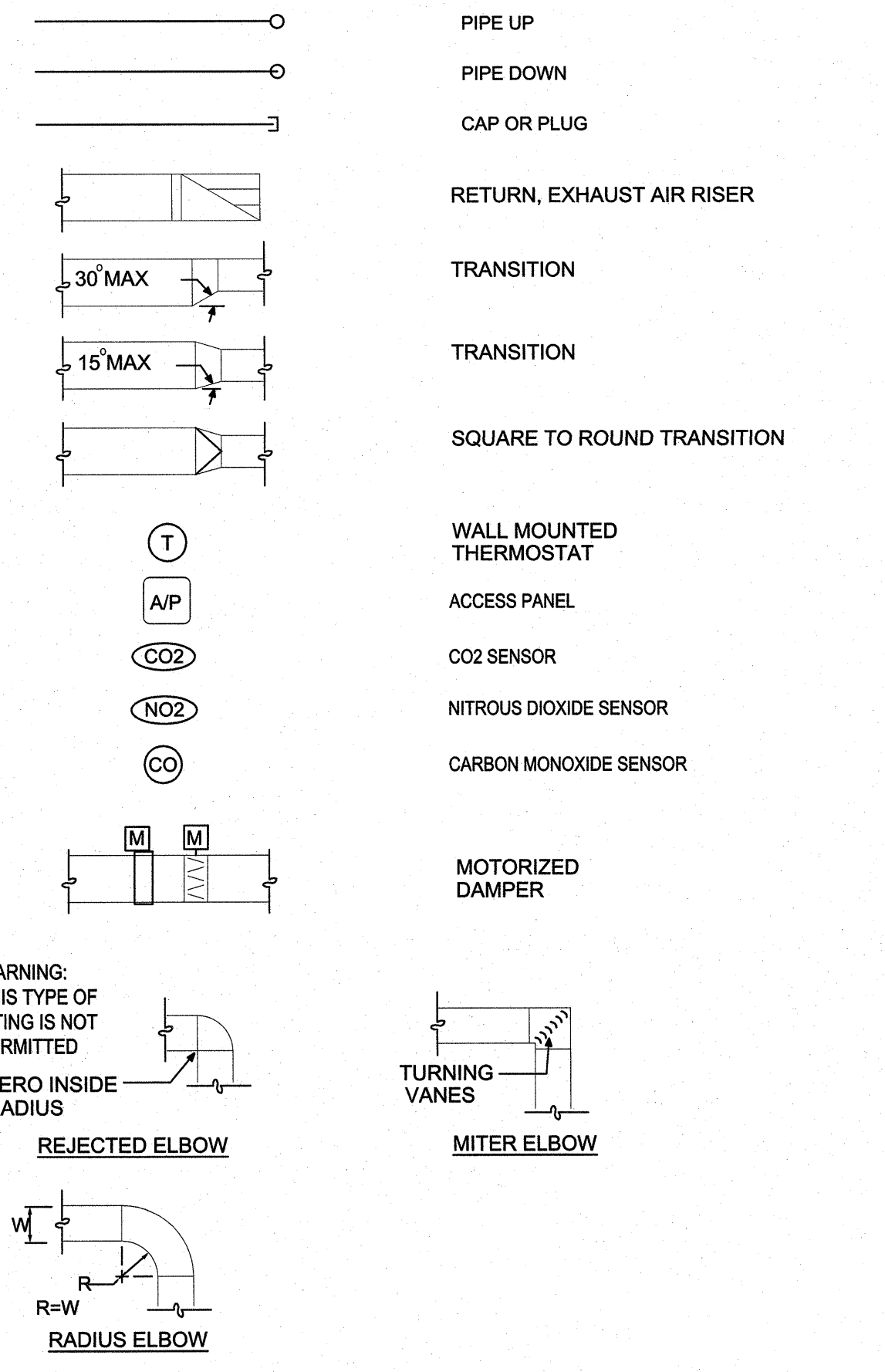
MECHANICAL EQUIPMENT SCHEDULE		
SYMBOL	DESCRIPTION	ELECTRICAL
RH-1	RADIANT HEATER, MOUNTING HEIGHT 12'-0", LOW INTENSITY RADIANT TUBE HEATERS NATURAL GAS FIRED, 2-STAGE CONTROL, 75 MBH HIGH / 50 MBH LOW, 22' RADIANT TUBE, POLISHED REFLECTORS OPERATING WEIGHT = 125 LBS BASIS OF DESIGN: DETROIT RADIANT HL3-20-75	4.8 A 120V, 1 PH
F-1	EXHAUST FAN - 400-1550 CFM, ELECTRONIC TIMECLOCK CONTROL BASIS OF DESIGN: NIEDERMAN N24 SERIES FAN OPERATING WEIGHT = 20 LBS	0.75 KW 120 V, 1 PH

MECHANICAL SEISMIC DESIGN CRITERIA			
BUILDING SYSTEM	RISK CATEGORY	SEISMIC DESIGN CATEGORY	COMPONENT IMPORTANCE FACTOR (Ip)
NATURAL GAS PIPING SYSTEMS AND EQUIPMENT	II	D	1.5
OTHER HVAC COMPONENTS	II	D	1.0



1 FIBERGLASS UNDERDUCT DETAIL
MO.11 DIAGRAMMATIC


MECHANICAL LEGEND



WARNING: THIS TYPE OF FITTING IS NOT PERMITTED
ZERO INSIDE RADIUS

ABBREVIATIONS

ØD	ROUND DUCT DIAMETER, INCHES	OSA	OUTSIDE AIR
12X8	RECTANGULAR DUCT SIZE, INCHES	PLEN	PLENUM
MD	MOTORIZED DAMPER	RA	RETURN AIR
BDD	BACKRAFT DAMPER	SA	SUPPLY AIR
DN	DOWN	TYP	TYPICAL
EA	EXHAUST AIR		



STEELE ASSOCIATES
ARCHITECTS LLC
686 NW YORK DRIVE #150
541.382.9867

BEND, OR 97703
info@steele-arch.com

BLS - TRANSPORTATION FACILITY 2017
501 SE 2ND STREET BEND, OR

MECHANICAL LEGEND, SCHEDULES AND DETAILS - SHOP BUILDING

JOB NO.	16116.01
DATE	7/12/2017
DRAWN BY	KMJ
CHECKED BY	CCB
REVISIONS	DATE
PERMIT SUBMITTAL	07/14/2017

SHEET NO. **M0.11**

BDC - QUALITY CONTROL
PROJ. MGR.:
PRODUCTION:
QUAL. CONTROL:
ENGINEER:

SDC SYSTEM DESIGN CONSULTANTS INC.
333 SE SECOND AVE. SUITE 100
PORTLAND, OREGON 97214
503-248-0227 FAX 248-0240
CONTACT: KELLY M. JOHNSON

PERMIT REVIEW SET