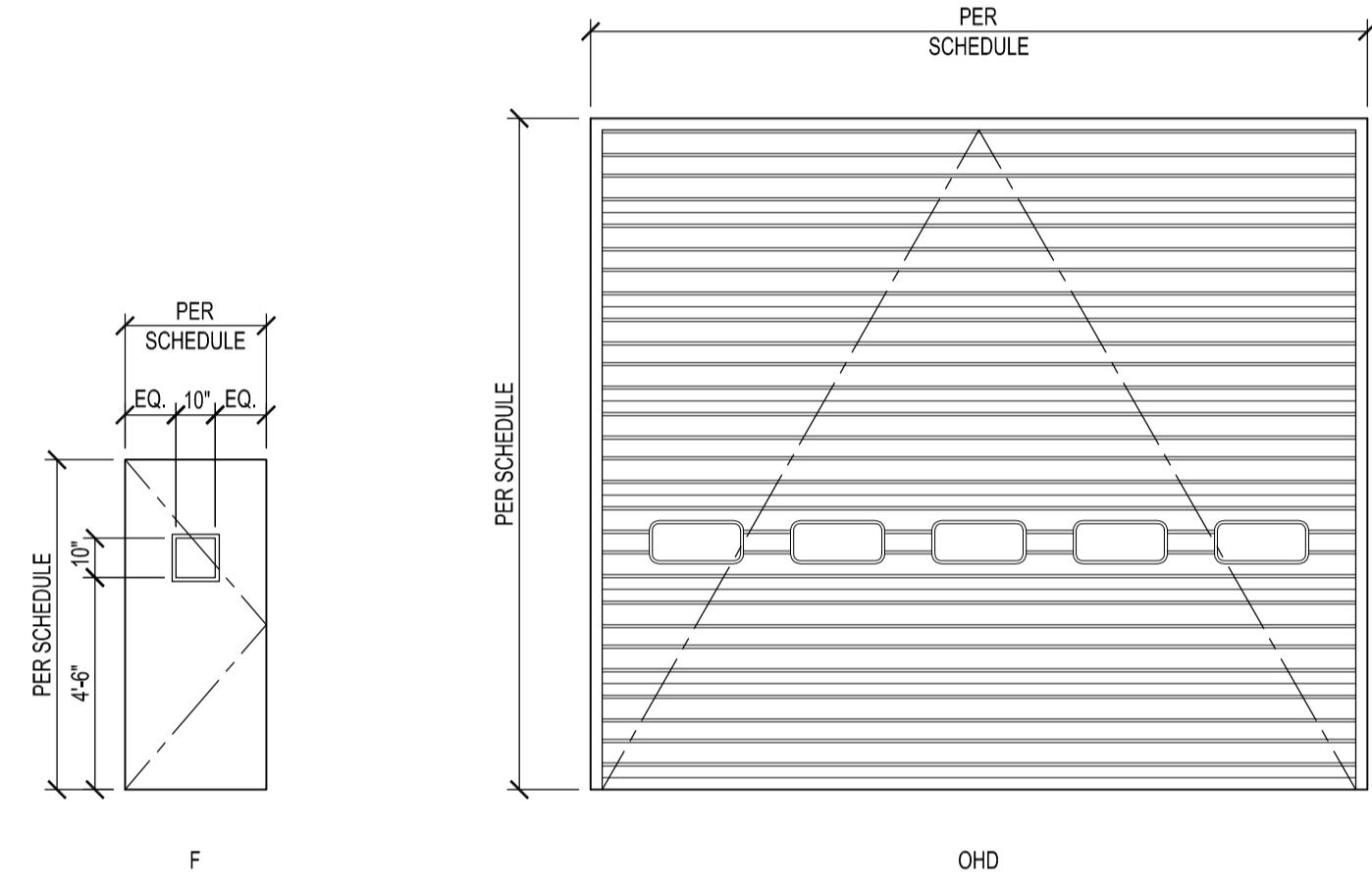
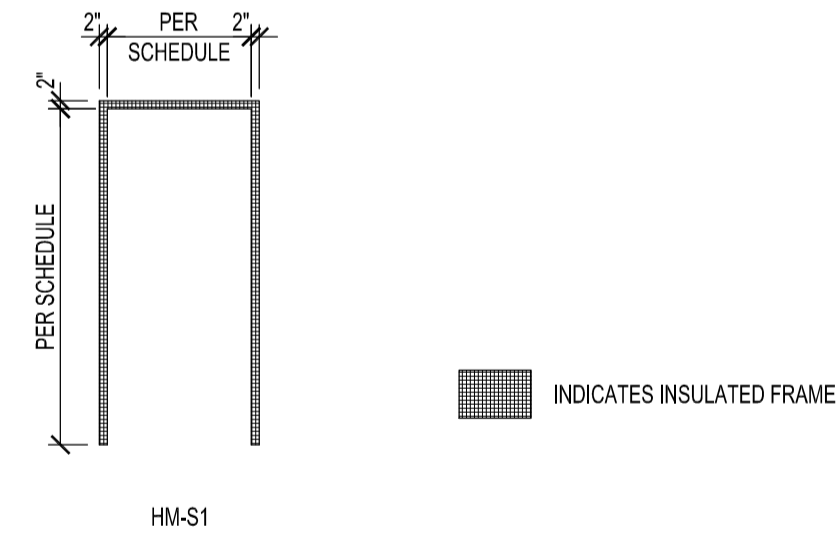


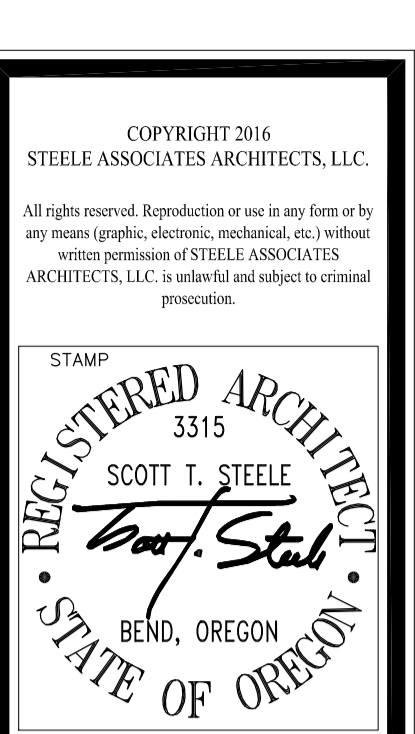
DOOR AND FRAME SCHEDULE															
DOOR NO.	DOOR						FRAME						HARDWARE GROUP	FIRE RATING LABEL	REMARKS
	SIZE			TYPE	MATERIAL	GLAZING	MATERIAL	FINISH	ELEVATION	DETAIL					
	WIDTH	HEIGHT	THICKNESS							HEAD	JAMB	THRESHOLD			
101A	3'-0"	7'-0"	1 3/4"	F	STL	--	STL	PNT	HM-S2	1/A5.21	2/A5.21	3/A5.21	12	--	--
101B	16'-0"	14'-0"	1 3/4"	OHD	STL	--	STL	PNT	MFR	19/A5.21	9/A5.20	11/A5.20	MFR	--	SEE SPEC SECTION 08 3613
101C	16'-0"	14'-0"	1 3/4"	OHD	STL	--	STL	PNT	MFR	19/A5.21	9/A5.20	11/A5.20	MFR	--	SEE SPEC SECTION 08 3613



1 DOOR ELEVATION TYPES
1/4" = 1'-0"



2 DOOR FRAME TYPES
1/4" = 1'-0"



STEELE ASSOCIATES
ARCHITECTS LLC
686 NW YORK DRIVE #150
541.382.9867 FAX 541.385.8816
BEND, OR 97703
info@steele-arch.com

BLS - TRANSPORTATION FACILITY 2017
501 SE 2ND STREET BEND, OR.

SHOP BUILDING DOOR SCHEDULE

JOB NO.	16116.01
DATE	5/31/2017
DRAWN BY	AL
CHECKED BY	DAO/SIS
REVISIONS	DATE
PERMIT SUBMITTAL	07/14/2017

SHEET NO.
A6.01

PERMIT REVIEW SET